



### Instructional Targets

#### Standards for Language

- **Vocabulary Acquisition and Use:** Use words acquired through academic and domain-specific sources when speaking and writing.

#### Community Living

- **Community Resources:** Participate in recreation-leisure activities of choice.



### Differentiated Tasks

#### Level 3 Students will...

- Independently use vocabulary words in conversation and in writing.
- Independently select and participate in recreation-leisure activities.

#### Level 2 Students will...

- Select text or pictures of key vocabulary words as part of a discussion or writing with support.
- Select a recreation-leisure activity and participate with support.

#### Level 1 Students will...

- Make a selection to indicate a picture of a key vocabulary word within a text or to make a sentence.
- Indicate a preference for a recreation-leisure activity.



### Topic Connection

In chapter 6 of *Small Town Changes*, Val has a free day and takes a trip to the city. She learns about differences between a town and a city. Val visits the park in the city where she spends time relaxing. In this lesson, students will plan and participate in a leisure activity during the spring.



### Topic Words



city      park      town



### Transition Words

activity      game      like  
choose      leisure      recreation

\* Power Words





## Lesson at a Glance

### Activity 1



#### Instructional Activities

Spring Leisure Activities



See how these activities fit into the **Suggested Unit Pacing**.



#### ULS Materials and Resources

**Spring Leisure Activities Form**  
(Level 3, Level 1 & 2)

Fill-In Picture/Word Cards



L<sup>3</sup> Skills: [Life Skills](#)



#### Additional Materials





## Instructional Targets

### Standards for Language

- **Vocabulary Acquisition and Use:** Use words acquired through academic and domain-specific sources when speaking and writing.
- **Community Living**
- **Community Resources:** Participate in recreation-leisure activities of choice.



## Instructional Routine



Introduce	<ul style="list-style-type: none"> <li>• Introduce the activity by asking a focus question about leisure activities. For example, ask, "What is something you may do during your free time—go to work or go to the park?" Discuss the students' responses.</li> <li>• Explain to students that everyone has time during their day or week when they do not have any responsibilities that they must take care of. This time can be used to participate in leisure activities. People can use this time to relax and do things they enjoy.</li> <li>• Tell students they will be planning and participating in leisure activities. For example, say, "Your job is to plan and participate in recreation-leisure activities."</li> <li>• Review the learning goal with students: <b>I will plan and participate in recreation-leisure activities.</b></li> </ul>
Model	<ul style="list-style-type: none"> <li>• Discuss with students activities they could do for fun in the spring. Talk about planting flowers, going to the park, flying a kite or playing kickball among others.</li> <li>• Display the Spring Leisure Activities Form. Two levels are provided. Use the level that best meets your students' needs.</li> <li>• Model how to use the Spring Leisure Activities Form to plan a leisure activity. Read each question aloud and talk about how to answer the question. For example, say, "Question 1 says, 'What will you do?' To answer this question, I will think of something I like to do during the spring. I like to spend time outside. I think it would be fun to go on a picnic. I will select picnic for what I will do."</li> <li>• Allow students to complete the activity either at school or after school. Then have them answer the two remaining questions about how they enjoyed the activity.</li> </ul>
Provide Practice	<p><b>Provide each student with the Spring Leisure Activities Form.</b></p> <p><b>Level 3:</b> Have the student independently select and participate in recreation-leisure activities by completing the Spring Leisure Activities Form.</p> <p><b>Level 2:</b> Have the student select a recreation-leisure activity and participate with support by completing the Spring Leisure Activities Form.</p> <p><b>Level 1:</b> Have the student indicate a preference for a recreation-leisure activity by making a selection from a narrowed field or errorless choice(s).</p>
Review	<ul style="list-style-type: none"> <li>• Have students share what leisure activity they participated in and how they enjoyed it. Have students share other leisure activities they would like to try.</li> <li>• Encourage students to continue planning and participating in leisure activities during their free time.</li> </ul>



## Check Understanding ?

- **Level 3:** Can the student independently select and participate in recreation-leisure activities?
- **Level 2:** Can the student select a recreation-leisure activity and participate with support?
- **Level 1:** Can the student indicate a preference for a recreation-leisure activity?



# Spring Leisure Activities Form

## Preparing

1. What will you do? \_\_\_\_\_

2. Where will you go? \_\_\_\_\_

3. Who will go with you? \_\_\_\_\_

4. What items will you need? \_\_\_\_\_

## Reviewing

1. Did you enjoy the activity?  yes /  no

2. Would you want to do it again?  yes /  no

# Spring Leisure Activities Form



## Preparing



1. What will you do?



2. Where will you go?



3. Who will go with you?



4. What items will you need?




## Reviewing



1. Did you enjoy the activity?

yes / no



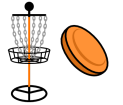

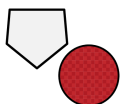




















2. Would you want to do it again?

yes / no



For hands-on instruction, print, cut out and laminate.

 picnic	 miniature golf	 disc golf
 plant flowers	 kickball	
 park	 school	 yard
 baseball diamond	 golf course	
 friends	 family	
 classmates	 someone else	
 food	 blanket	 golf club
 golf ball	 flying disc	 seeds
 soil	 pot	 kickball